

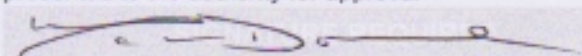
Section 2 – Accounting Statements 2019/20 for

WESTON ON THE GREEN PARISH COUNCIL

	Year ending		Notes and guidance
	31 March 2019 £	31 March 2020 £	
1. Balances brought forward	26,658	34,604	Total balances and reserves at the beginning of the year as recorded in the financial records. Value must agree to Box 7 of previous year.
2. (+) Precept or Rates and Levies	18,670	22,698	Total amount of precept (or for IDBs rates and levies) received or receivable in the year. Exclude any grants received.
3. (+) Total other receipts	4,843	3,272	Total income or receipts as recorded in the cashbook less the precept or rates/levies received (line 2). Include any grants received.
4. (-) Staff costs	5,119	8,887	Total expenditure or payments made to and on behalf of all employees. Include gross salaries and wages, employers NI contributions, employers pension contributions, gratuities and severance payments.
5. (-) Loan interest/capital repayments	NIL	NIL	Total expenditure or payments of capital and interest made during the year on the authority's borrowings (if any).
6. (-) All other payments	10,449	10,110	Total expenditure or payments as recorded in the cashbook less staff costs (line 4) and loan interest/capital repayments (line 5).
7. (=) Balances carried forward	34,604	41,577	Total balances and reserves at the end of the year. Must equal (1+2+3) - (4+5+6).
8. Total value of cash and short term investments	34,604	41,577	The sum of all current and deposit bank accounts, cash holdings and short term investments held as at 31 March – To agree with bank reconciliation.
9. Total fixed assets plus long term investments and assets	30,880	33,707	The value of all the property the authority owns – it is made up of all its fixed assets and long term investments as at 31 March.
10. Total borrowings	NIL	NIL	The outstanding capital balance as at 31 March of all loans from third parties (including PWLB).
11. (For Local Councils Only) Disclosure note re Trust funds (including charitable)	Yes	No	The Council, as a body corporate, acts as sole trustee for and is responsible for managing Trust funds or assets.
			N.B. The figures in the accounting statements above do not include any Trust transactions.

I certify that for the year ended 31 March 2020 the Accounting Statements in this Annual Governance and Accountability Return have been prepared on either a receipts and payments or income and expenditure basis following the guidance in Governance and Accountability for Smaller Authorities – a Practitioners' Guide to Proper Practices and present fairly the financial position of this authority.

Signed by Responsible Financial Officer before being presented to the authority for approval



Date

01/07/20

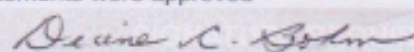
I confirm that these Accounting Statements were approved by this authority on this date:

01/07/20

as recorded in minute reference:

20-354-10

Signed by Chairman of the meeting where the Accounting Statements were approved



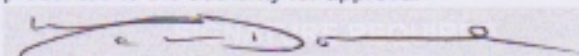
Section 2 – Accounting Statements 2019/20 for

Weyton on the Green Parish Council

	Year ending		Notes and guidance
	31 March 2019 £	31 March 2020 £	
1. Balances brought forward	26,658	34,604	Total balances and reserves at the beginning of the year as recorded in the financial records. Value must agree to Box 7 of previous year.
2. (+) Precept or Rates and Levies	18,670	22,698	Total amount of precept (or for IDBs rates and levies) received or receivable in the year. Exclude any grants received.
3. (+) Total other receipts	4,843	3,272	Total income or receipts as recorded in the cashbook less the precept or rates/levies received (line 2). Include any grants received.
4. (-) Staff costs	5,119	8,887	Total expenditure or payments made to and on behalf of all employees. Include gross salaries and wages, employers NI contributions, employers pension contributions, gratuities and severance payments.
5. (-) Loan interest/capital repayments	NIL	NIL	Total expenditure or payments of capital and interest made during the year on the authority's borrowings (if any).
6. (-) All other payments	10,449	10,110	Total expenditure or payments as recorded in the cashbook less staff costs (line 4) and loan interest/capital repayments (line 5).
7. (=) Balances carried forward	34,604	41,577	Total balances and reserves at the end of the year. Must equal (1+2+3) - (4+5+6).
8. Total value of cash and short term investments	34,604	41,577	The sum of all current and deposit bank accounts, cash holdings and short term investments held as at 31 March – To agree with bank reconciliation.
9. Total fixed assets plus long term investments and assets	30,880	33,707	The value of all the property the authority owns – it is made up of all its fixed assets and long term investments as at 31 March.
10. Total borrowings	NIL	NIL	The outstanding capital balance as at 31 March of all loans from third parties (including PWLB).
11. (For Local Councils Only) Disclosure note re Trust funds (including charitable)	Yes	No	The Council, as a body corporate, acts as sole trustee for and is responsible for managing Trust funds or assets. N.B. The figures in the accounting statements above do not include any Trust transactions.

I certify that for the year ended 31 March 2020 the Accounting Statements in this Annual Governance and Accountability Return have been prepared on either a receipts and payments or income and expenditure basis following the guidance in Governance and Accountability for Smaller Authorities – a Practitioners' Guide to Proper Practices and present fairly the financial position of this authority.

Signed by Responsible Financial Officer before being presented to the authority for approval



Date

01/07/20

I confirm that these Accounting Statements were approved by this authority on this date:

01/07/20

as recorded in minute reference:

20-354-10

Signed by Chairman of the meeting where the Accounting Statements were approved

