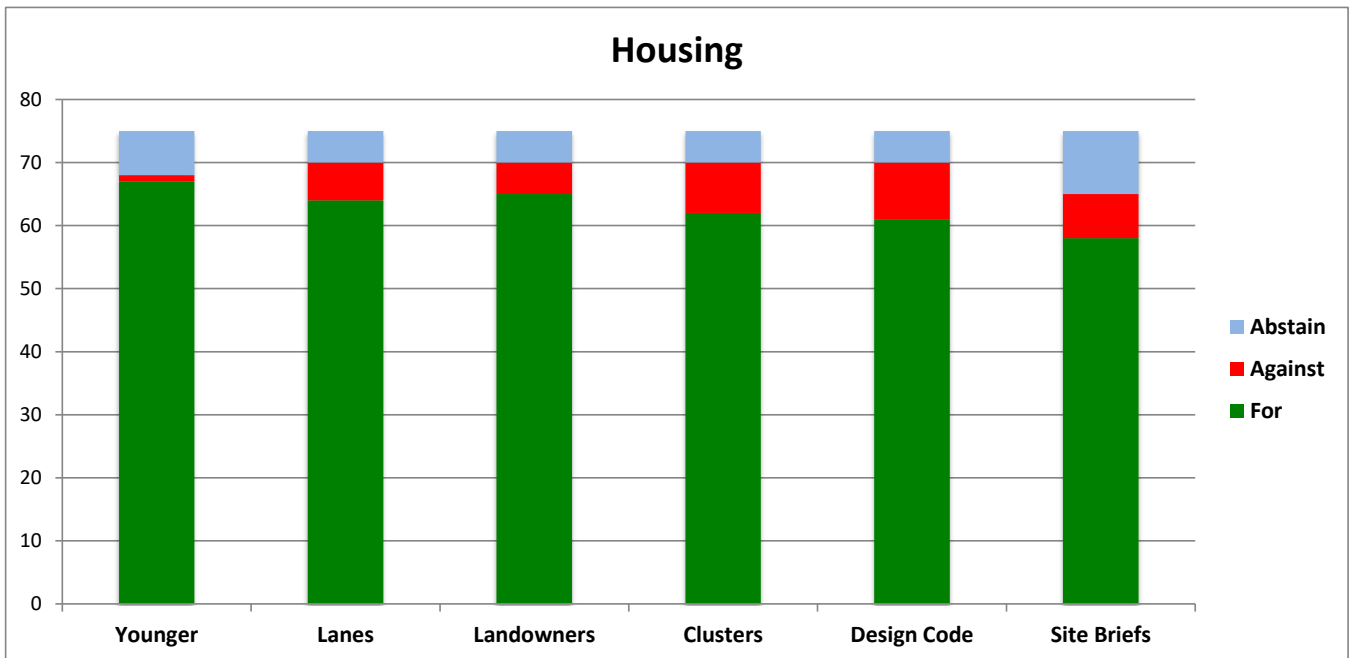
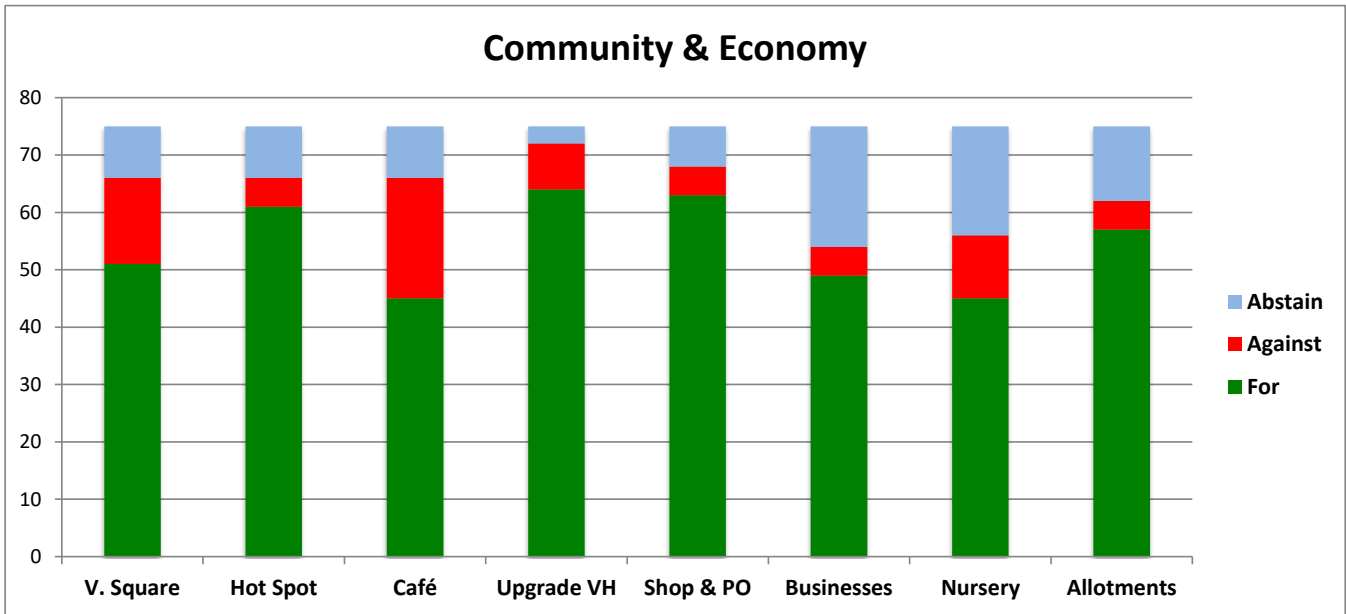
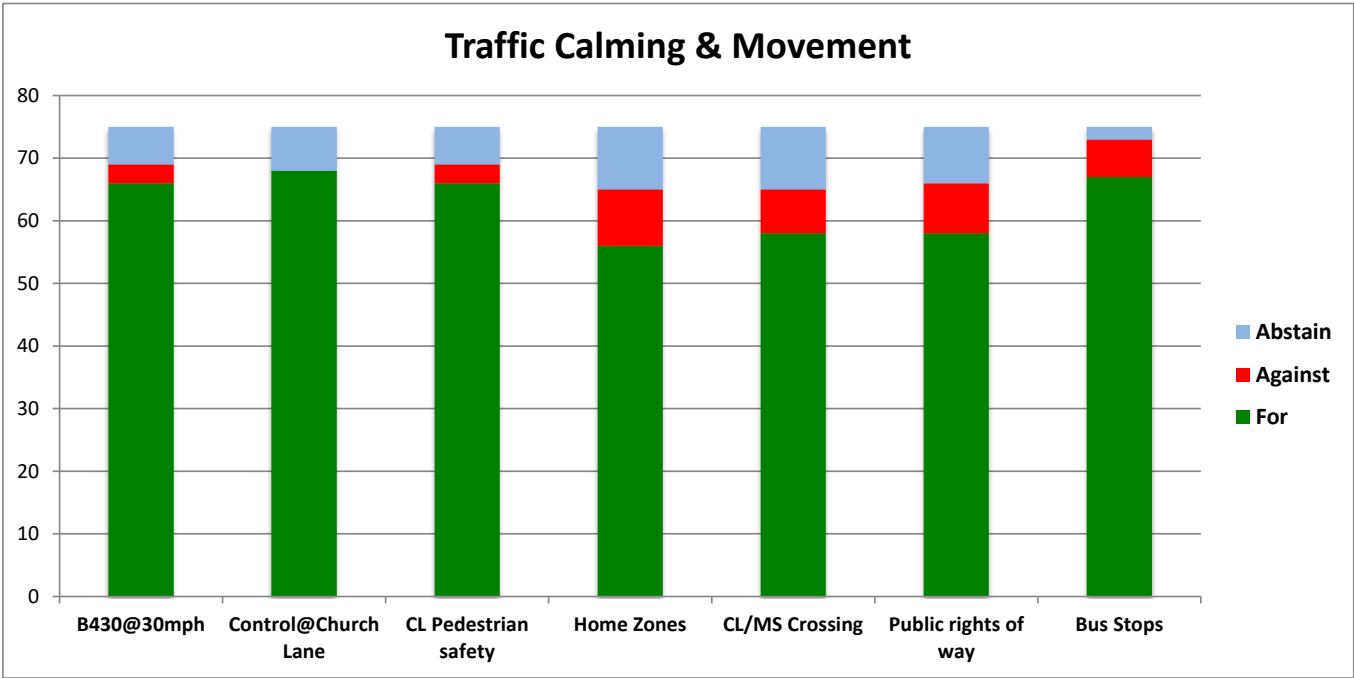
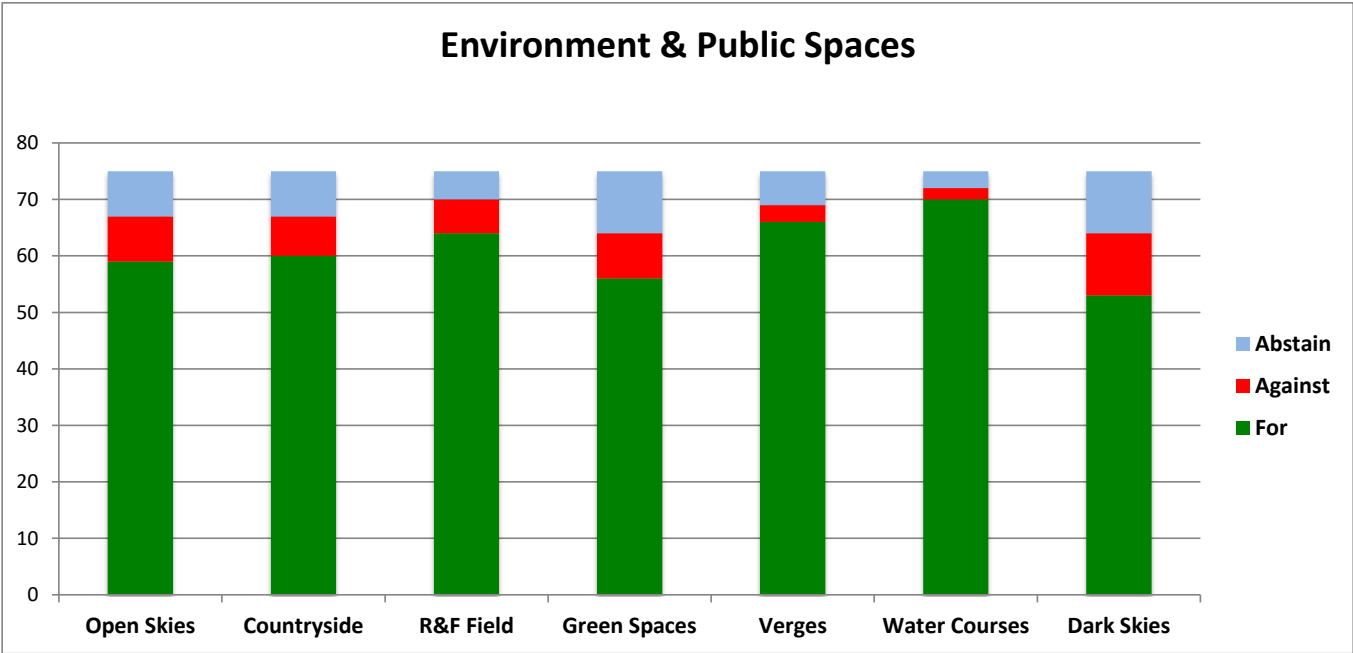


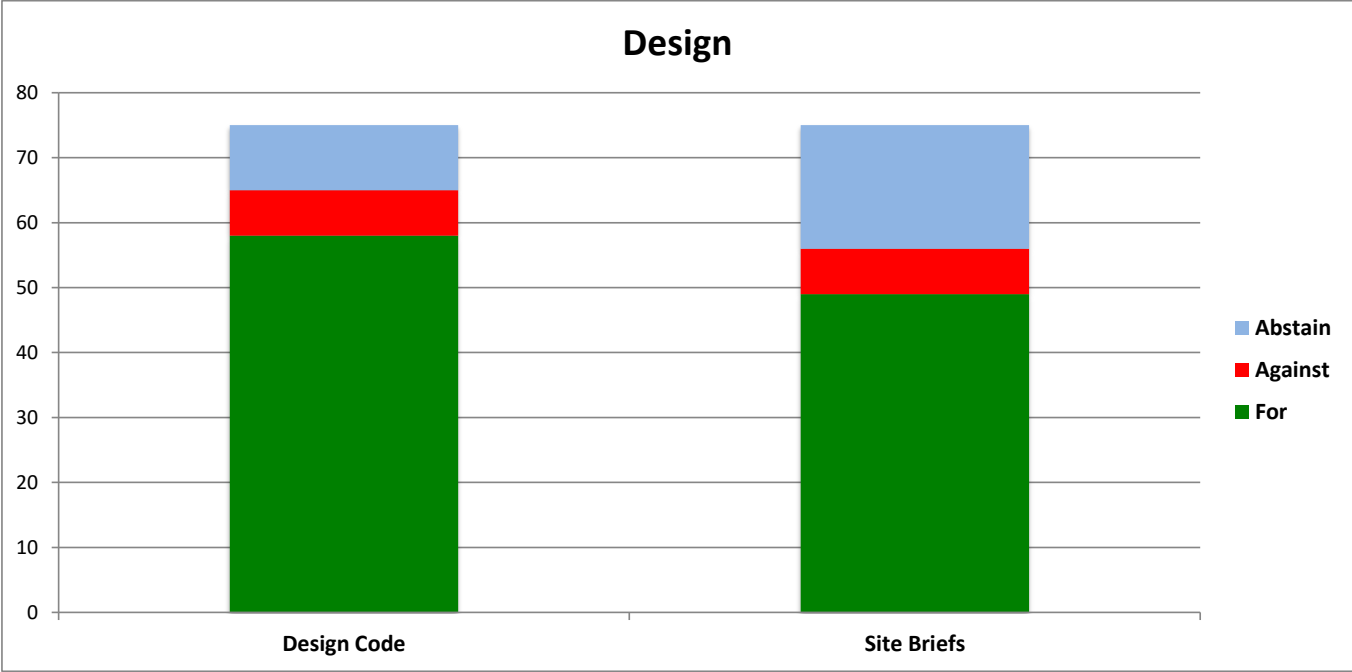
Dashboard of Consolidated Results



Dashboard of Consolidated Results

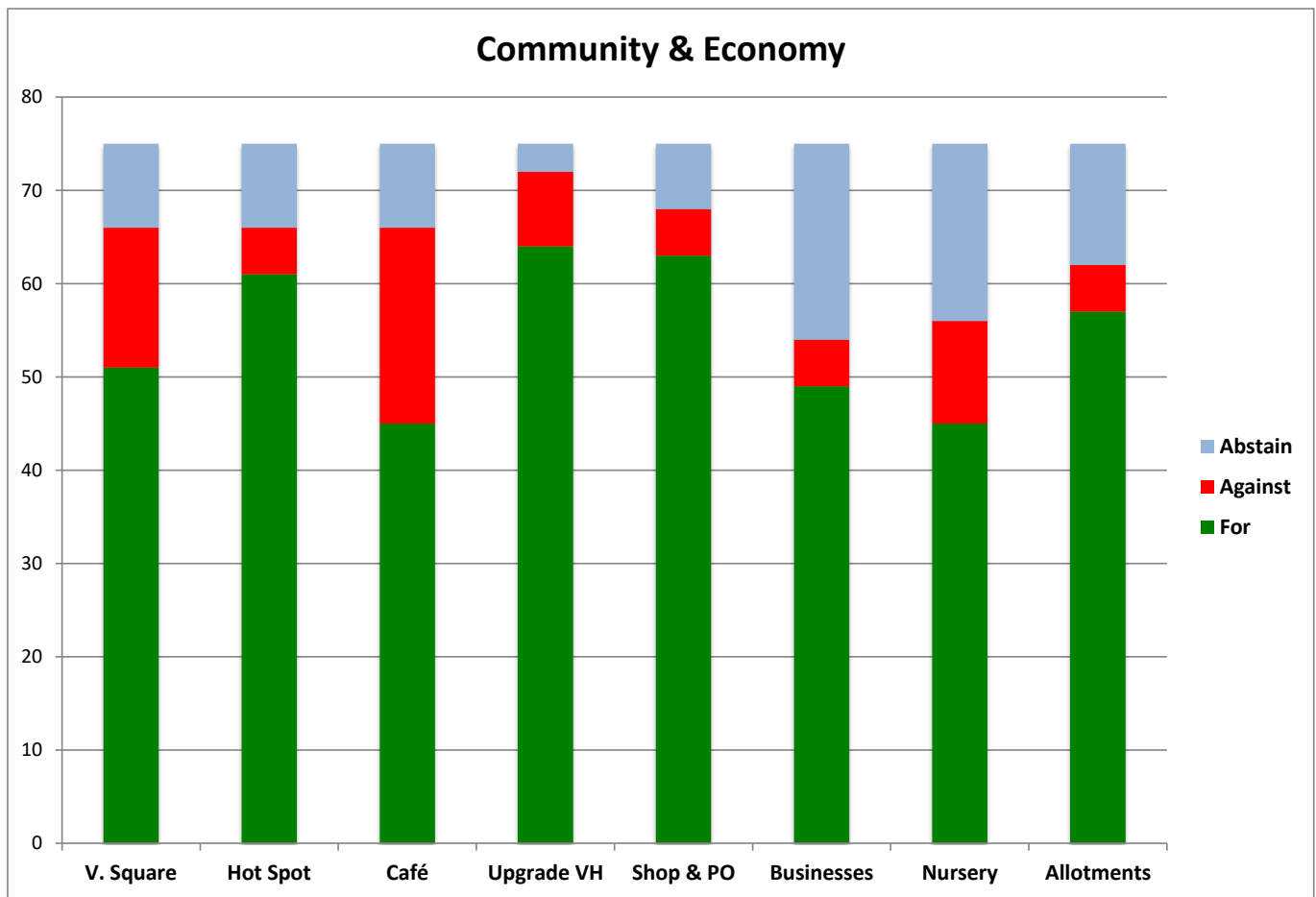


Dashboard of Consolidated Results



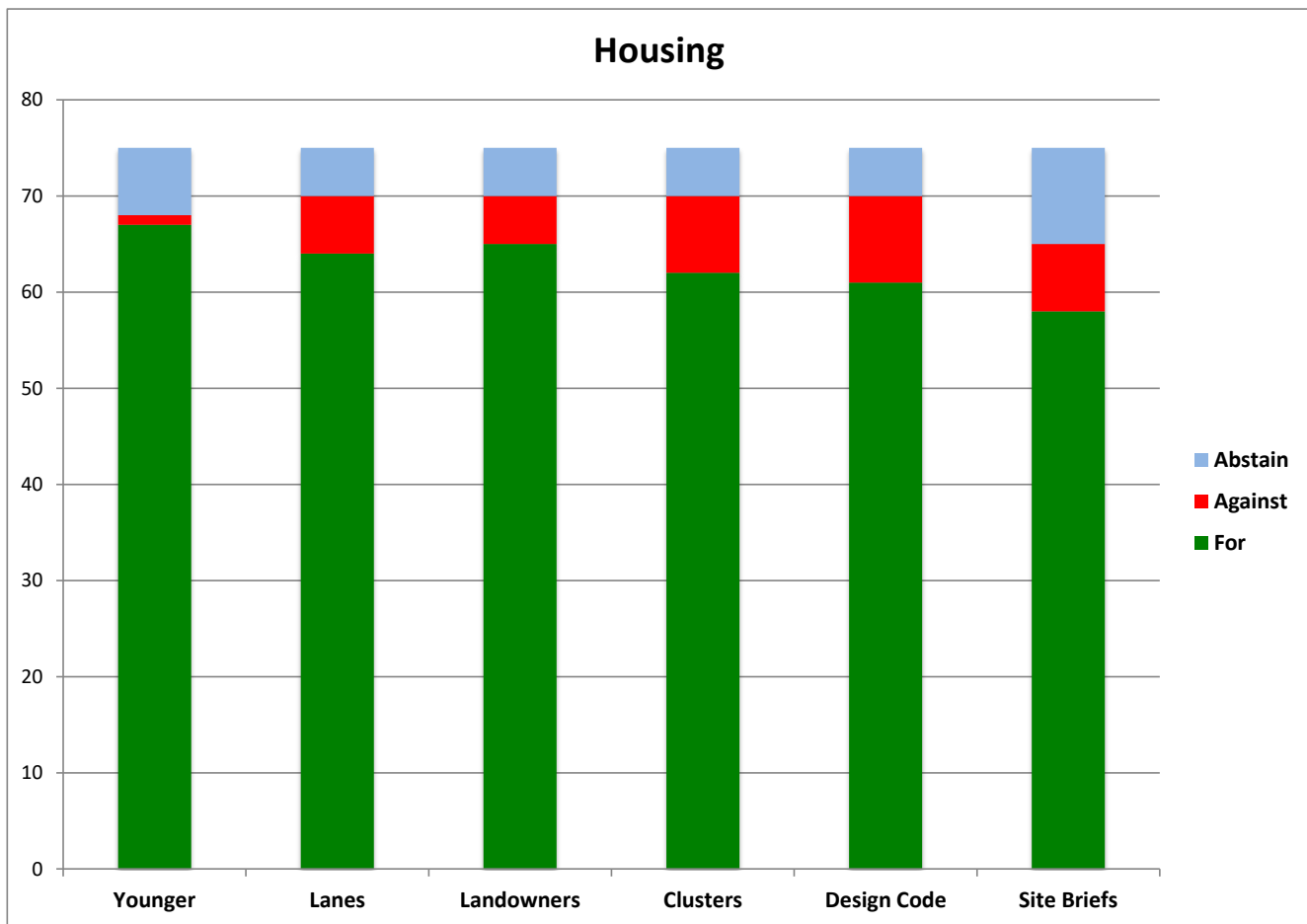
Consolidated Results

| Community & Economy | | | | | | | | |
|---------------------|-----------|----------|--------|------------|-----------|------------|---------|------------|
| Question No. | 1A | 1B | 1C | 1D | 1E | 1F | 1G | 1H |
| | V. Square | Hot Spot | Café | Upgrade VH | Shop & PO | Businesses | Nursery | Allotments |
| For | 51 | 61 | 45 | 64 | 63 | 49 | 45 | 57 |
| Against | 15 | 5 | 21 | 8 | 5 | 5 | 11 | 5 |
| Abstain | 9 | 9 | 9 | 3 | 7 | 21 | 19 | 13 |
| Total | 75 | 75 | 75 | 75 | 75 | 75 | 75 | 75 |
| For | 68.00% | 81.33% | 60.00% | 85.33% | 84.00% | 65.33% | 60.00% | 76.00% |
| Against | 20.00% | 6.67% | 28.00% | 10.67% | 6.67% | 6.67% | 14.67% | 6.67% |
| Abstain | 12.00% | 12.00% | 12.00% | 4.00% | 9.33% | 28.00% | 25.33% | 17.33% |



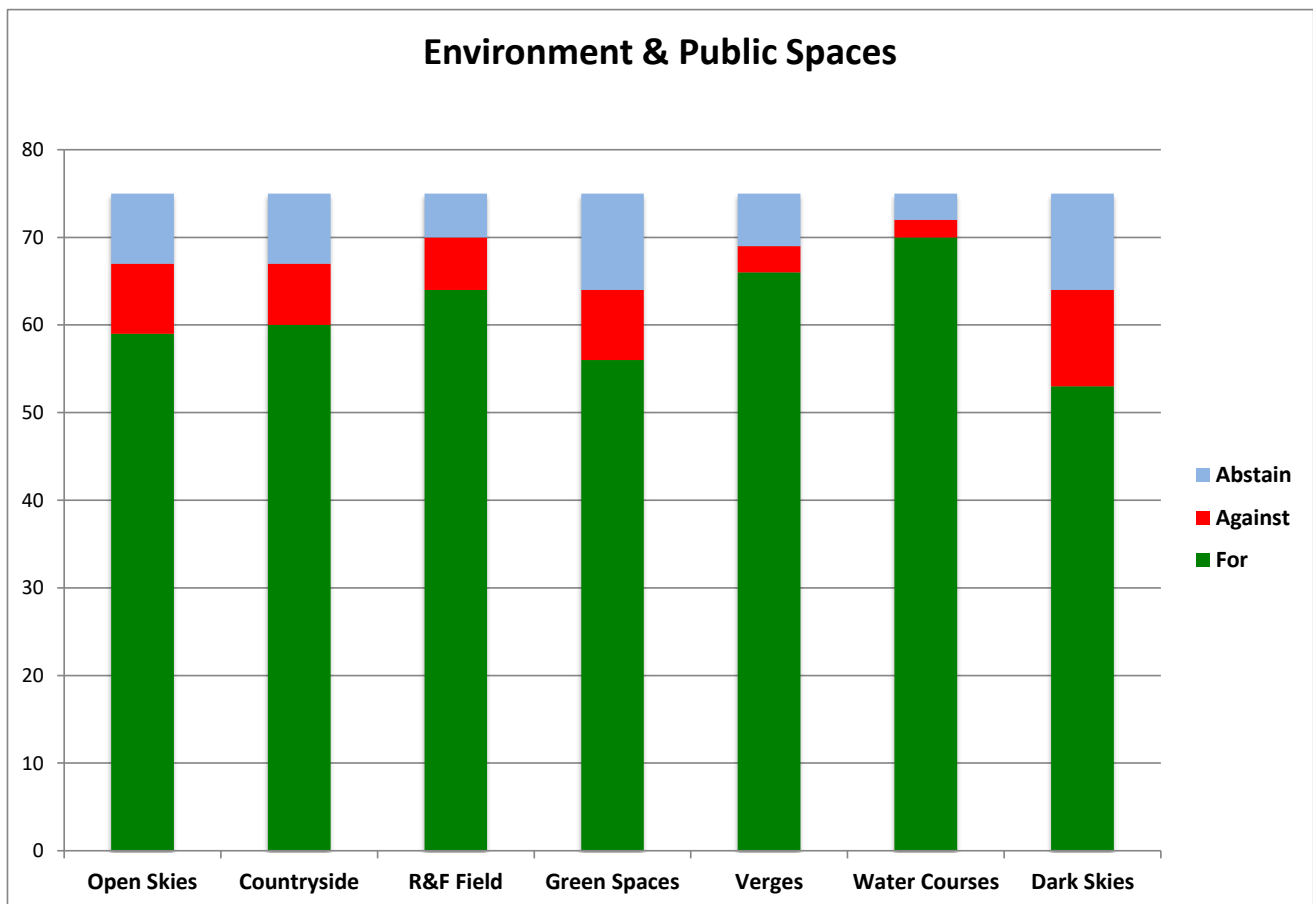
Consolidated Results

| Housing | | | | | | |
|--------------|---------|--------|------------|----------|-------------|-------------|
| Question No. | 2A | 2B | 2C | 2D | 2E | 2F |
| | Younger | Lanes | Landowners | Clusters | Design Code | Site Briefs |
| For | 67 | 64 | 65 | 62 | 61 | 58 |
| Against | 1 | 6 | 5 | 8 | 9 | 7 |
| Abstain | 7 | 5 | 5 | 5 | 5 | 10 |
| Total | 75 | 75 | 75 | 75 | 75 | 75 |
| For | 89.33% | 85.33% | 86.67% | 82.67% | 81.33% | 77.33% |
| Against | 1.33% | 8.00% | 6.67% | 10.67% | 12.00% | 9.33% |
| Abstain | 9.33% | 6.67% | 6.67% | 6.67% | 6.67% | 13.33% |



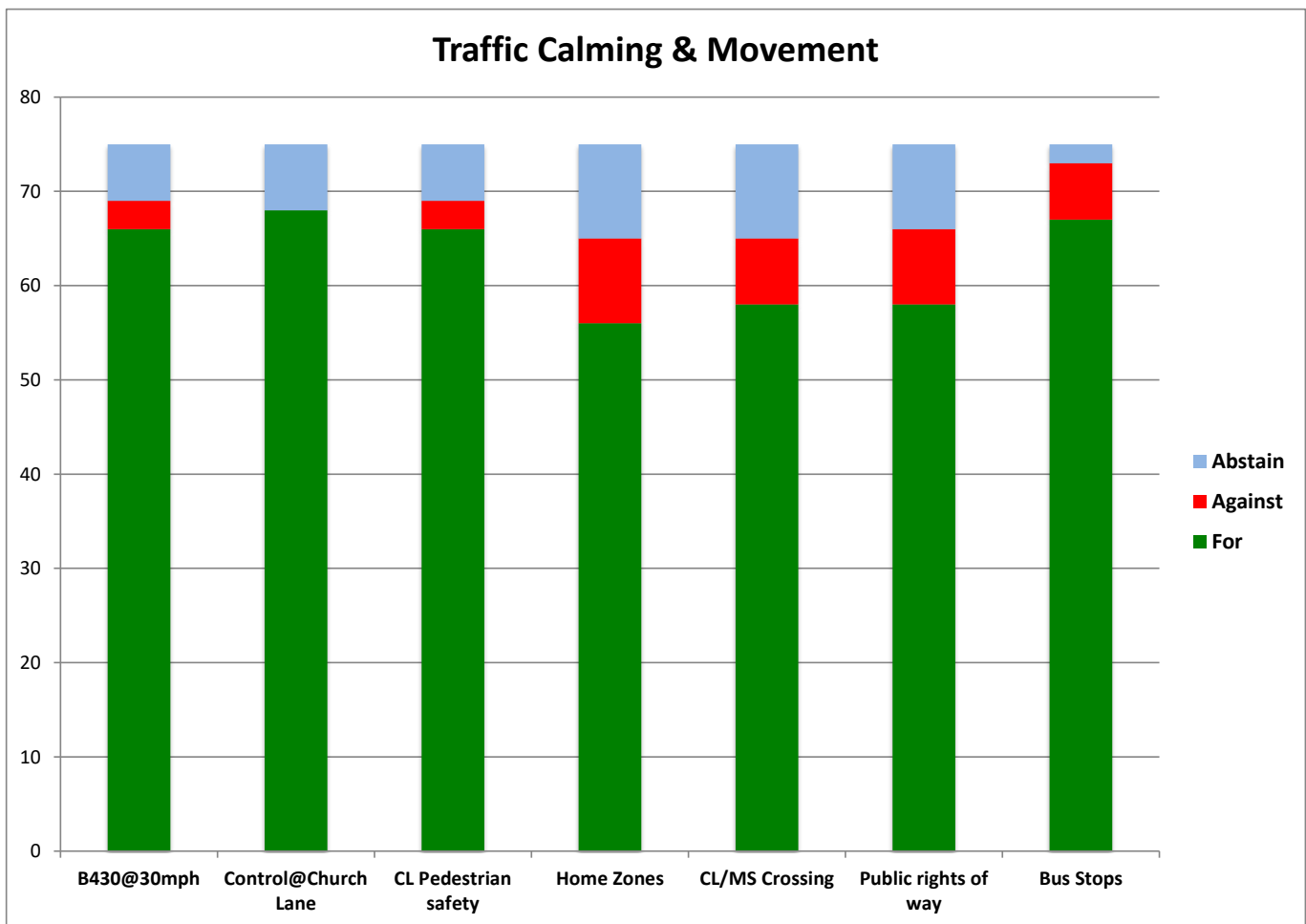
Consolidated Results

| Environment & Public Spaces | | | | | | | |
|-----------------------------|------------|-------------|-----------|--------------|--------|---------------|------------|
| Question No. | 4A | 4B | 4C | 4D | 4E | 4F | 4G |
| | Open Skies | Countryside | R&F Field | Green Spaces | Verges | Water Courses | Dark Skies |
| For | 59 | 60 | 64 | 56 | 66 | 70 | 53 |
| Against | 8 | 7 | 6 | 8 | 3 | 2 | 11 |
| Abstain | 8 | 8 | 5 | 11 | 6 | 3 | 11 |
| Total | 75 | 75 | 75 | 75 | 75 | 75 | 75 |
| For | 78.67% | 80.00% | 85.33% | 74.67% | 88.00% | 93.33% | 70.67% |
| Against | 10.67% | 9.33% | 8.00% | 10.67% | 4.00% | 2.67% | 14.67% |
| Abstain | 10.67% | 10.67% | 6.67% | 14.67% | 8.00% | 4.00% | 14.67% |



Consolidated Results

| Traffic Calming & Movement | | | | | | | |
|----------------------------|------------|---------------------|----------------------|------------|----------------|----------------------|-----------|
| Question No. | 5A | 5B | 5C | 5D | 5E | 5F | 5G |
| | B430@30mph | Control@Church Lane | CL Pedestrian safety | Home Zones | CL/MS Crossing | Public rights of way | Bus Stops |
| For | 66 | 68 | 66 | 56 | 58 | 58 | 67 |
| Against | 3 | 0 | 3 | 9 | 7 | 8 | 6 |
| Abstain | 6 | 7 | 6 | 10 | 10 | 9 | 2 |
| Total | 75 | 75 | 75 | 75 | 75 | 75 | 75 |
| For | 88.00% | 90.67% | 88.00% | 74.67% | 77.33% | 77.33% | 89.33% |
| Against | 4.00% | 0.00% | 4.00% | 12.00% | 9.33% | 10.67% | 8.00% |
| Abstain | 8.00% | 9.33% | 8.00% | 13.33% | 13.33% | 12.00% | 2.67% |



Consolidated Results

| Design | | |
|--------------|-------------|-------------|
| Question No. | 6A | 6B |
| | Design Code | Site Briefs |
| For | 58 | 49 |
| Against | 7 | 7 |
| Abstain | 10 | 19 |
| Total | 75 | 75 |
| For | 77.33% | 65.33% |
| Against | 9.33% | 9.33% |
| Abstain | 13.33% | 25.33% |

